

# GROWTH AND CHANGE IN AUSTRALIA'S CHARITIES 2014 TO 2016

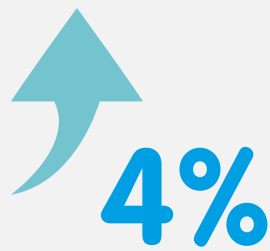
## How did Australia's charities grow and change between 2014 and 2016?

The Annual Information Statements for the 2014 and 2016 reporting periods were analysed to see how Australia's charities were growing and changing.


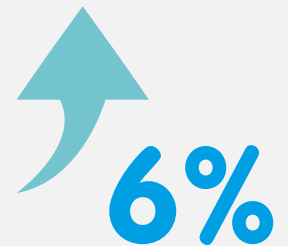
Characteristics and activities of **45,455** Australian charities were available for both years, and **financial information** for **31,794** charities.



number of  
**PAID STAFF**



operating with  
**PAID STAFF ONLY**



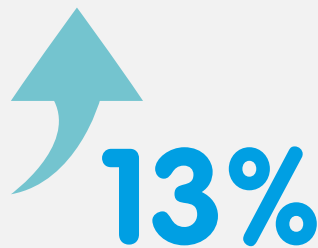
TOTAL  
**GROSS INCOME**



**DONATIONS  
& BEQUESTS**



TOTAL  
**GROSS EXPENDITURE**



**TOTAL ASSETS**



Read the full report at: [australiancharities.acnc.gov.au](https://australiancharities.acnc.gov.au) #AusCharities2016